

ASSESSMENT REPORT 2020

Fisher Investments

INTRODUCTION

The Assessment report is designed to provide feedback to signatories to support ongoing learning and development.

A brief description of the each section of this report and how it should be interpreted is provided below. The high-level assessment methodology can be found [here](#) and a companion document explaining the assessment of each indicator can be found [here](#)

ORGANISATIONAL OVERVIEW

This section provides an overview of the main characteristics of your organisation. This determined which modules and indicators you reported on and determines your peer groups.

SUMMARY SCORECARD

This section provides an overview of your aggregate score for each module and the median score. These bands range from 'A+' (top band) to 'E' (lowest band).

ASSESSMENT BY MODULE

For each module you reported on, you will see a section that shows your:

- Year-on-year performance
- Indicator scorecard
- Section scores
- Comparison to peer groups

PUBLISHING IN THE DATA PORTAL

Assessment Reports and private Transparency Reports are confidential and only accessible to the reporting signatory on the Data Portal.

However, the Data Portal does facilitate signatories to share these reports bilaterally with other signatories.

To request access, use the "Find A Report" tab to search, and click "Request access". To check pending requests on your own reports, go to "Settings and Requests" tab. Your nominated Data Portal Contact can approve or decline requests.

PUBLICATION GUIDELINES

It is permitted to publish your Assessment Report outside of the Data Portal, however you must take every care not to represent scores out of context, and include access to or references to: the PRI assessment methodology; your full Assessment Report (if only a section is published); and your Transparency Report.

Assessment Reports are the intellectual property of PRI. Under no circumstances, can this report or any of its contents be sold to third parties. In addition, you are not allowed to share this report with third parties unless you have been given consent by the signatory in question.

PRI DISCLAIMER

This document is based on information reported directly by signatories. Moreover, the underlying information has not been audited by the PRI or any other party acting on its behalf. While every effort has been made to produce a fair representation of performance, no representations or warranties are made as to the accuracy of the information presented, and no responsibility or liability can be accepted for damage caused by use of or reliance on the information contained within this report.

YEAR ON YEAR PERFORMANCE

These charts show the trend in your module band over the last three years, and also shows the trend across the average of all reporting signatories.

INDICATOR SCORECARD

Your indicator scorecard summarises the scores you achieved for each assessed indicator within each module.

These will range from zero stars to three stars. It also provides basic information about the performance of your organisation compared with other signatories that responded to that indicator. The number of stars determines your overall module score. Please refer to the [assessment methodology](#) summary for additional information about how these scores are calculated.

PEER COMPARISON

Your total aggregated performance band for each module will be compared against your peer groups in a series of distribution charts.

Organisational Overview

This section provides an overview of your organisation. These characteristics are used to define your peer groups.

| MAIN CHARACTERISTICS | |
|------------------------------------|----------------------------------|
| Name | Fisher Investments |
| Signatory Category | Investment Manager |
| Signatory Type | Fund management |
| Size | US\$ > 50 billion AUM |
| Signed PRI Initiative | 2014 |
| Region | North America |
| Country | United States |
| Disclosure of Voluntary Indicators | 32% from 28 Voluntary indicators |

| YOUR ORGANISATION'S ASSETS UNDER MANAGEMENT (AUM)† | | |
|--|--------------------|--------------------|
| Asset Class | Internally Managed | Externally Managed |
| Listed equity | >50% | 0 |
| Fixed income | <10% | 0 |
| Private equity | 0 | 0 |
| Property | 0 | 0 |
| Infrastructure | 0 | 0 |
| Commodities | 0 | 0 |
| Hedge funds | 0 | 0 |
| Fund of hedge funds | 0 | 0 |
| Forestry | 0 | 0 |
| Farmland | 0 | 0 |
| Inclusive finance | 0 | 0 |
| Cash | <10% | 0 |
| Money market instruments | 0 | 0 |
| Other 1 | 0 | 0 |
| Other 2 | 0 | 0 |

† Asset classes were aggregated to four ranges: 0%; <10%; 10-50% and >50%

Summary Scorecard

| AUM | Module Name | Your Score | <div> <div></div> <div> Your Score Median Score </div> </div> |
|-----------------------------------|--|------------|---|
| | 01.Strategy & Governance | A+ | |
| Direct & Active Ownership Modules | | | |
| >50% | 10. Listed Equity - Incorporation | A+ | |
| >50% | 11. Listed Equity - Active Ownership | A | |
| <10% | 12. Fixed Income - SSA | E | |
| <10% | 14. Fixed Income - Corporate Non-Financial | E | |
| <10% | 15. Fixed Income - Securitised | E | |

Strategy And Governance

Indicator Scorecard

| | |
|--------------------|--|
| Module | Strategy and Governance |
| Total Score | 30 ★ (out of a maximum 30 ★ from 10 indicators). Your score includes 3 additionally assessed indicators and the additional part of your score was calculated from SG 08.a, SG 08.b, SG 11. |
| Band | A+ |

| SECTION | INDICATOR | | | MEDIAN PEER SCORE (# PEERS) | YOUR SCORE | CHANGE AGAINST LAST YEAR |
|--------------------------------|-----------|------------|--|-----------------------------------|---------------|-----------------------------|
| | NUMBER | TYPE | TOPIC | | | |
| RI Policy | SG 01 | CORE | RI Policy and coverage | ★★★ (2127) | ★★★★ | — |
| | SG 02 | CORE | Publicly available RI policy or guidance documents | ★★★ (2127) | ★★★★ | — |
| | SG 03 | CORE | Conflicts of interest | ★★★ (2127) | ★★★★ | — |
| Objective & Strategies | SG 05 | CORE | RI goals and objectives | ★★★ (2127) | ★★★★ | — |
| Governance & Human Resources | SG 07 | CORE | RI roles and responsibilities | ★★★ (2127) | ★★★★ | — |
| | SG 08a | ADDITIONAL | RI in performance management & rewards | ★★★ (2127) | ★★★★ | — |
| | SG 08b | ADDITIONAL | RI in personal development / training | ★★★ (2127) | ★★★★ | — |
| Promoting RI | SG 09 | CORE | Collaborative organisations / initiatives | ★★★ (2127) | ★★★★ | ⬆ |
| | SG 10 | CORE | Promoting RI independently | ★★★ (2127) | ★★★★ | — |
| | SG 11 | ADDITIONAL | Dialogue with public policy makers or standard setters | ★★★ (2127) | ★★★★ | — |
| ESG Issues In Asset Allocation | SG 14 | ADDITIONAL | Investment risks and opportunity | ★★★ (2127) | ★★★★ | — |
| Assurance of Responses | CM 01 | ADDITIONAL | Assurance, verification, or review | ★★★ (2127) | ★★★ | — |

COMPARISON WITH PEERS

Your Strategy and Governance module score has been compared to relevant peer groups in a series of distribution charts below.

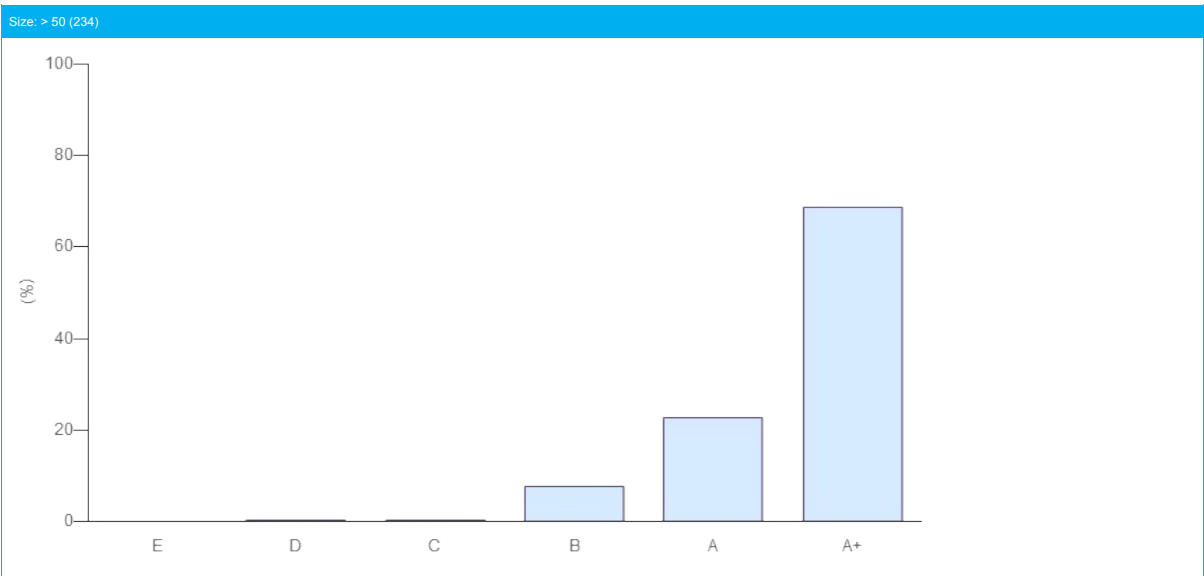
| | |
|--------|-------------------------|
| Module | STRATEGY AND GOVERNANCE |
| Band | A+ |



COMPARISON WITH PEERS

Your Strategy and Governance module score has been compared to relevant peer groups in a series of distribution charts below.

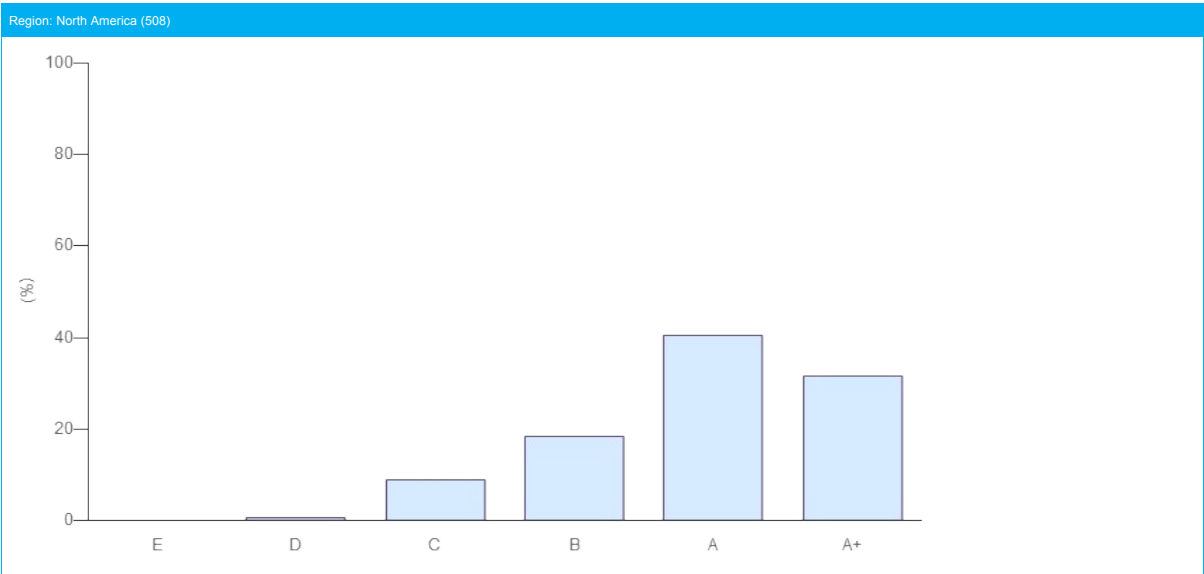
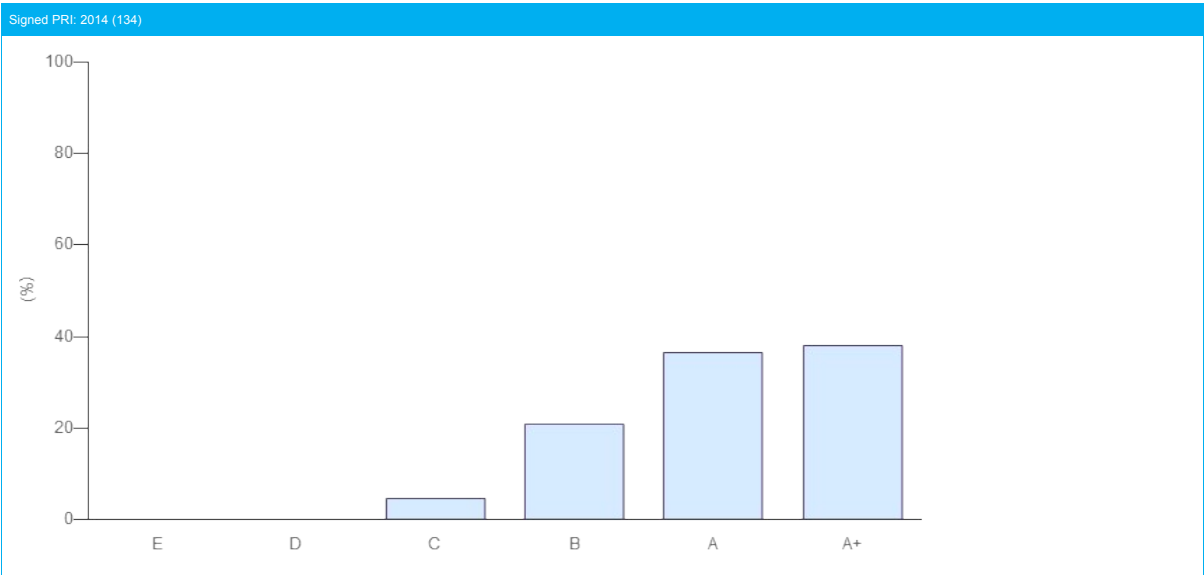
| | |
|--------|-------------------------|
| Module | STRATEGY AND GOVERNANCE |
| Band | A+ |



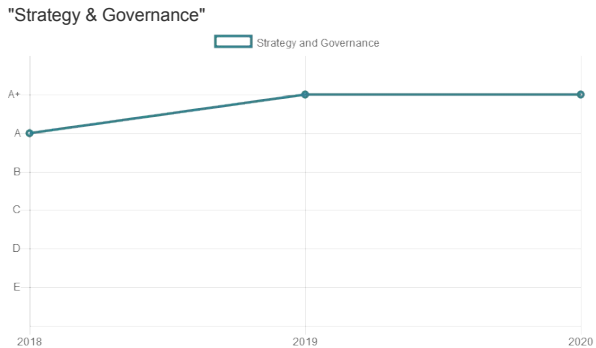
COMPARISON WITH PEERS

Your Strategy and Governance module score has been compared to relevant peer groups in a series of distribution charts below.

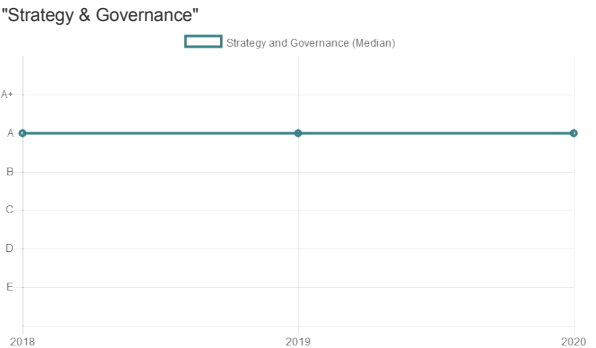
| Module | STRATEGY AND GOVERNANCE |
|--------|-------------------------|
| Band | A+ |



Your Company Year-On-Year Performance



Average Year-On-Year Trends



DIRECT - LISTED EQUITY - INCORPORATION

MODULE OVERVIEW

The table below provides an overview of your Listed Equity Incorporation Band as well as your scores for Screening and/or Integration strategies. You receive a single score for this module, which is based on your main incorporation strategy, calculated using your reported information in indicator LEI 03. Both the Screening and Integration scores, if applicable, are presented in more detail in the following pages. Thematic approaches are not scored.

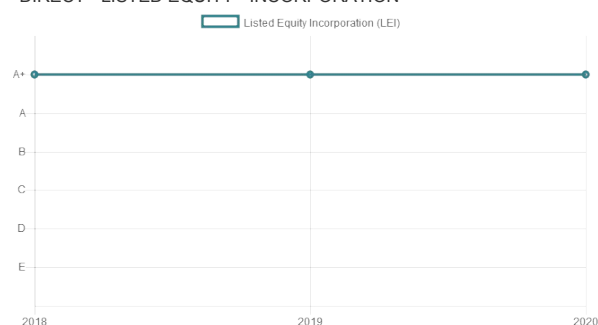
| | |
|-----------------------|-------------|
| Module Band | A+ |
| Score based on | Integration |
| Screening | A+ |
| Integration | A+ |
| Thematic | Not Scored |

OVERVIEW OF INCORPORATION STRATEGIES (LEI 03)

| ESG INCORPORATION STRATEGY | PERCENTAGE OF ACTIVE LISTED EQUITY TO WHICH THE STRATEGY IS APPLIED (%) |
|-------------------------------------|---|
| Screening alone | 0 % |
| Thematic alone | 0 % |
| Integration alone | 80 % |
| Screening + integration strategies | 19 % |
| Thematic + integration strategies | 1 % |
| Screening + thematic strategies | 0 % |
| All three strategies combined | 0 % |
| No incorporation strategies applied | 0 % |

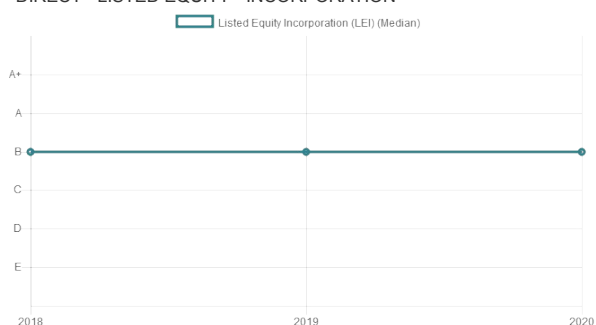
Your Company Year-On-Year Performance

"DIRECT - LISTED EQUITY - INCORPORATION"



Average Year-On-Year Trends

"DIRECT - LISTED EQUITY - INCORPORATION"



Direct - LISTED EQUITY - SCREENING

Indicator Scorecard

This module looks at how your organisation applies ESG screening to your internally managed listed equity holdings. If your organisation did not respond to an applicable indicator, you will see a score of ☆☆☆

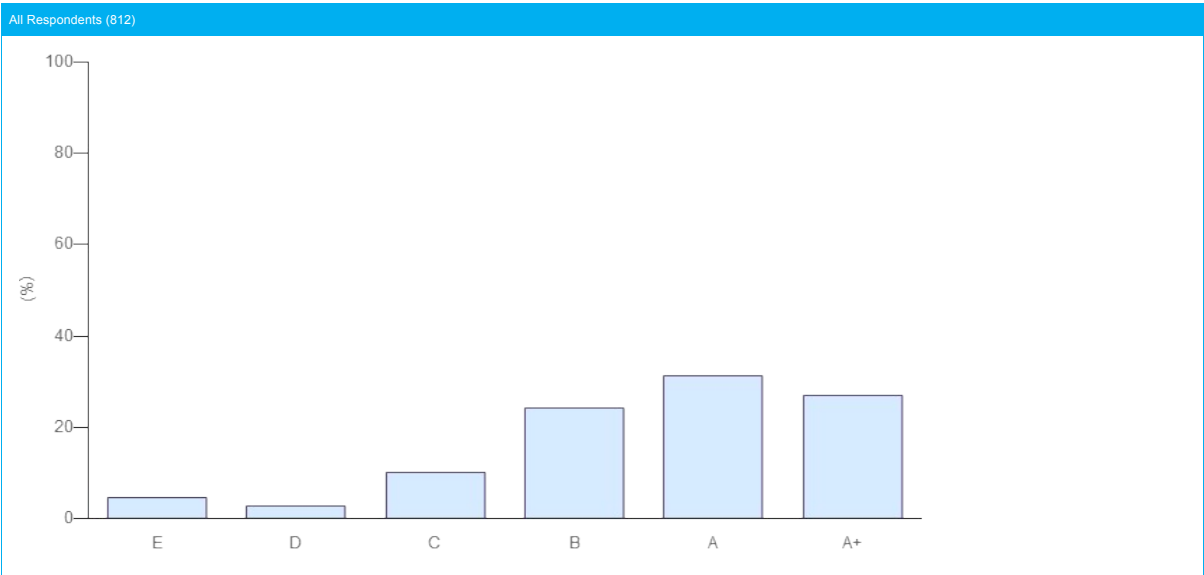
| | |
|-------------------------------|--|
| Module | LISTED EQUITY - INCORPORATION |
| Incorporation Strategy | SCREENING |
| Total Score | 15 ★ (out of a maximum 15 ★ from 5 indicators). Your score includes 2 additionally assessed indicators and the additional part of your score was calculated from LEI 02, LEI 03. |
| Band | A+ |

| SECTION | INDICATOR | | | MEDIAN PEER SCORE (# PEERS) | YOUR SCORE | CHANGE AGAINST LAST YEAR |
|------------------------------|-----------|------------|--|-----------------------------------|---------------|-----------------------------|
| | NUMBER | TYPE | TOPIC | | | |
| IMPLEMENTATION PROCESSES | LEI 02 | ADDITIONAL | Type of ESG information used in investment decision | ★★★ (811) | ★★★★ | — |
| | LEI 03 | ADDITIONAL | Information from engagement and/or voting used in investment decision-making | ★★★ (811) | ★★★★ | — |
| IMPLEMENTATION: SCREENING | LEI 05 | CORE | Processes to ensure screening is based on robust analysis | ★★★ (811) | ★★★★ | — |
| | LEI 06 | ADDITIONAL | Processes to ensure fund criteria are not breached | ★★★ (811) | ★★★★ | — |
| COMMUNICATION | SG 19a | CORE | Disclosure of approach to public | ★★★ (811) | ★★★★ | — |
| | SG 19b | CORE | Disclosure of approach to clients/beneficiaries | ★★★ (811) | ★★★★ | — |

COMPARISON WITH PEERS

Your Direct - Listed Equity - Screening module score has been compared to relevant peer groups in a series of distribution charts below.

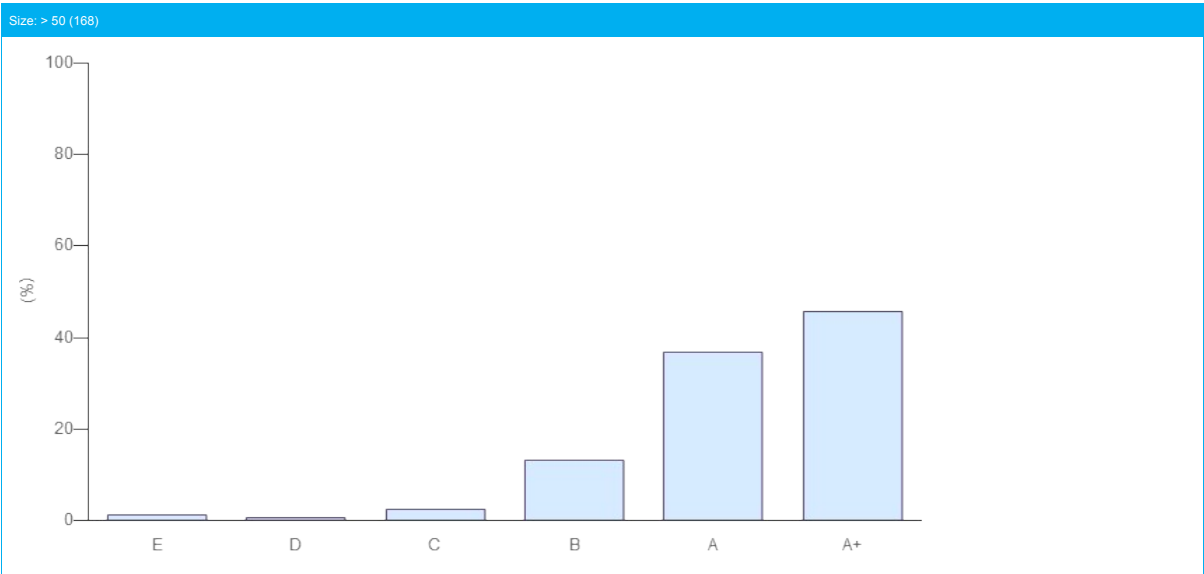
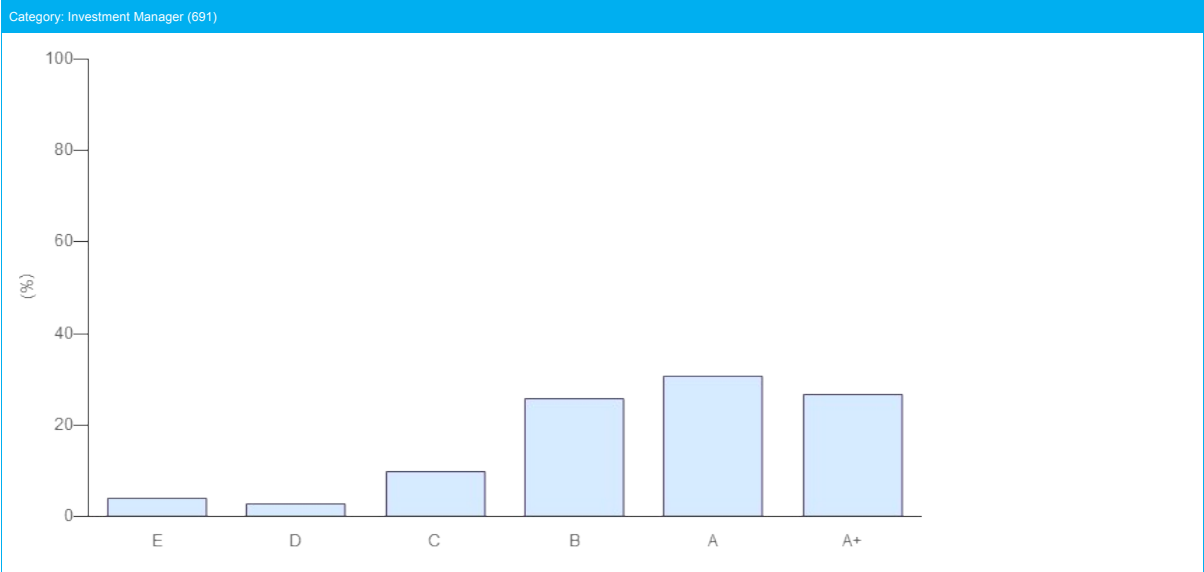
| | |
|--------|------------------------------------|
| Module | DIRECT - LISTED EQUITY - SCREENING |
| Band | A+ |



COMPARISON WITH PEERS

Your Direct - Listed Equity - Screening module score has been compared to relevant peer groups in a series of distribution charts below.

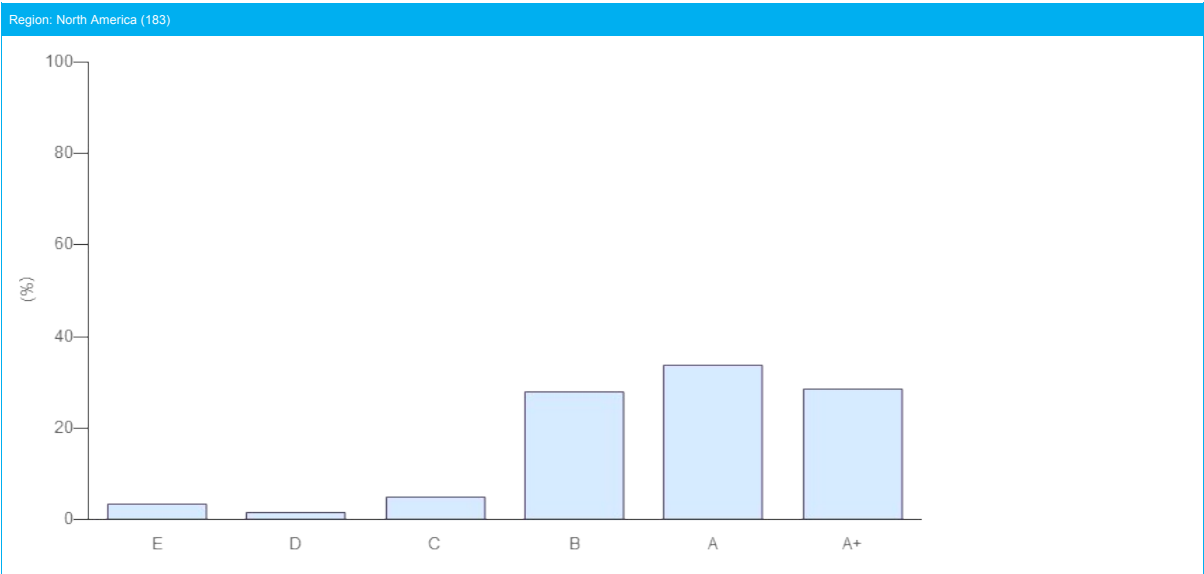
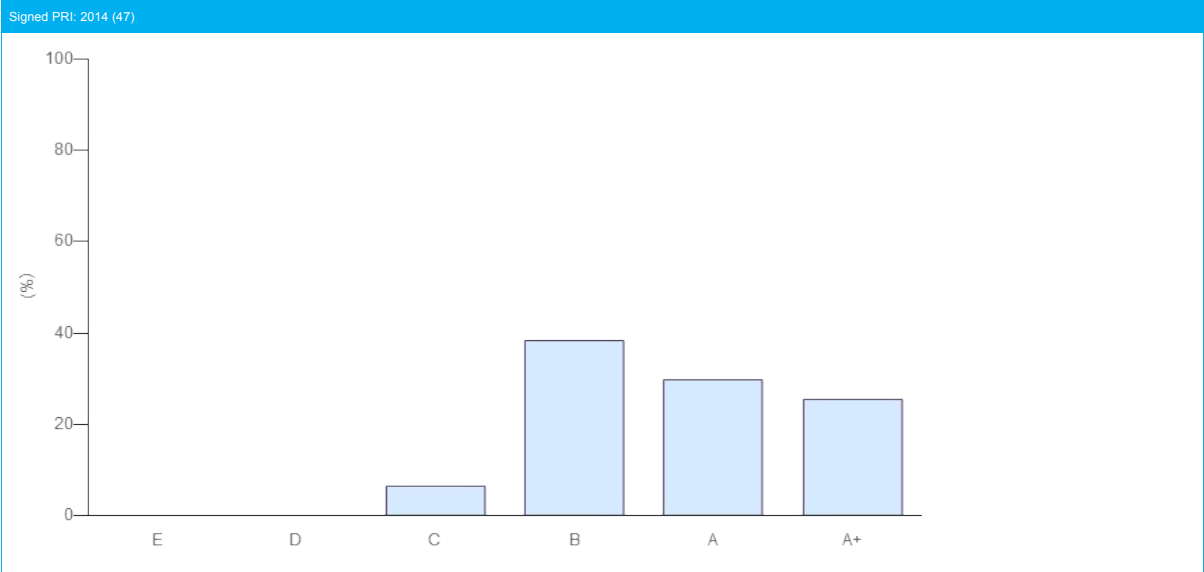
| | |
|--------|------------------------------------|
| Module | DIRECT - LISTED EQUITY - SCREENING |
| Band | A+ |



COMPARISON WITH PEERS

Your Direct - Listed Equity - Screening module score has been compared to relevant peer groups in a series of distribution charts below.

| | |
|--------|------------------------------------|
| Module | DIRECT - LISTED EQUITY - SCREENING |
| Band | A+ |



Direct - LISTED EQUITY - INTEGRATION

Indicator Scorecard

This module looks at how your organisation integrates ESG issues into investment decision making for your internally managed listed equity holdings. If your organisation did not respond to an applicable indicator, you will see a score of ☆☆☆

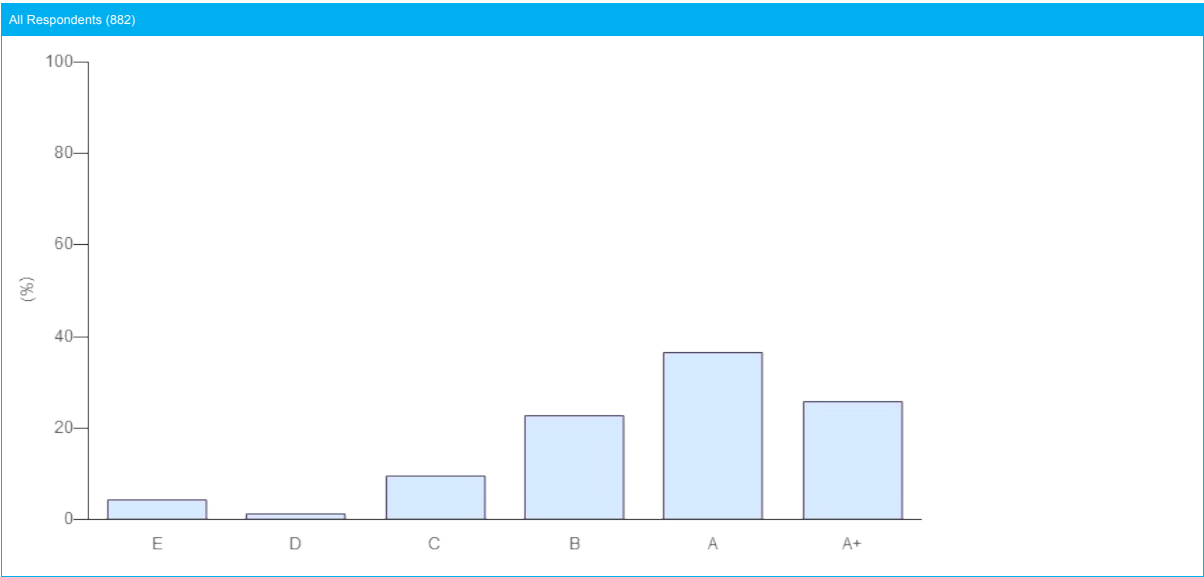
| | |
|-------------------------------|--|
| Module | LISTED EQUITY - INCORPORATION |
| Incorporation Strategy | INTEGRATION |
| Total Score | 21 ★ (out of a maximum 21 ★ from 7 indicators). Your score includes 2 additionally assessed indicators and the additional part of your score was calculated from LEI 02, LEI 03. |
| Band | A+ |

| SECTION | INDICATOR | | | MEDIAN PEER SCORE (# PEERS) | YOUR SCORE | CHANGE AGAINST LAST YEAR |
|--------------------------------|-----------|------------|--|-----------------------------------|---------------|-----------------------------|
| | NUMBER | TYPE | TOPIC | | | |
| IMPLEMENTATION PROCESSES | LEI 02 | ADDITIONAL | Type of ESG information used in investment decision | ★★★★ (882) | ★★★★ | — |
| | LEI 03 | ADDITIONAL | Information from engagement and/or voting used in investment decision-making | ★★★★ (882) | ★★★★ | — |
| IMPLEMENTATION: INTEGRATION | LEI 08 | CORE | Review ESG issues while researching companies/sectors | ★★★★ (882) | ★★★★ | — |
| | LEI 09 | CORE | Processes to ensure integration is based on robust analysis | ★★★★ (882) | ★★★★ | — |
| | LEI 10 | CORE | Aspects of analysis ESG information is integrated into | ★★★★ (882) | ★★★★ | — |
| COMMUNICATION | SG 19a | CORE | Disclosure of approach to public | ★★★☆☆ (882) | ★★★★ | — |
| | SG 19b | CORE | Disclosure of approach to clients/beneficiaries | ★★★☆☆ (882) | ★★★★ | — |

COMPARISON WITH PEERS

Your Direct - Listed Equity - Integration module score has been compared to relevant peer groups in a series of distribution charts below.

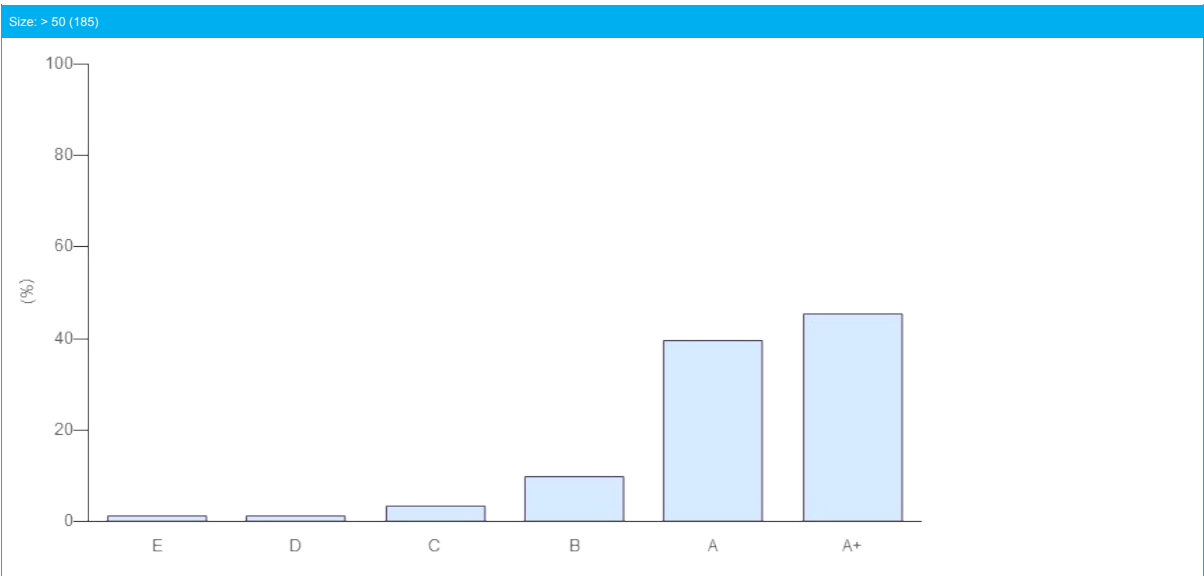
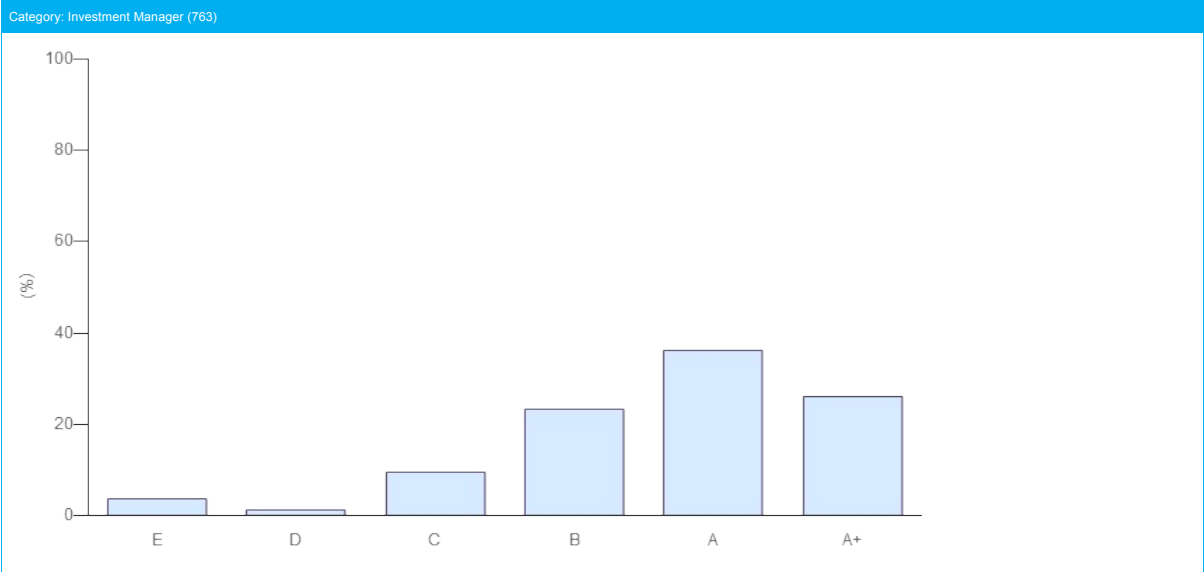
| | |
|--------|--------------------------------------|
| Module | DIRECT - LISTED EQUITY - INTEGRATION |
| Band | A+ |



COMPARISON WITH PEERS

Your Direct - Listed Equity - Integration module score has been compared to relevant peer groups in a series of distribution charts below.

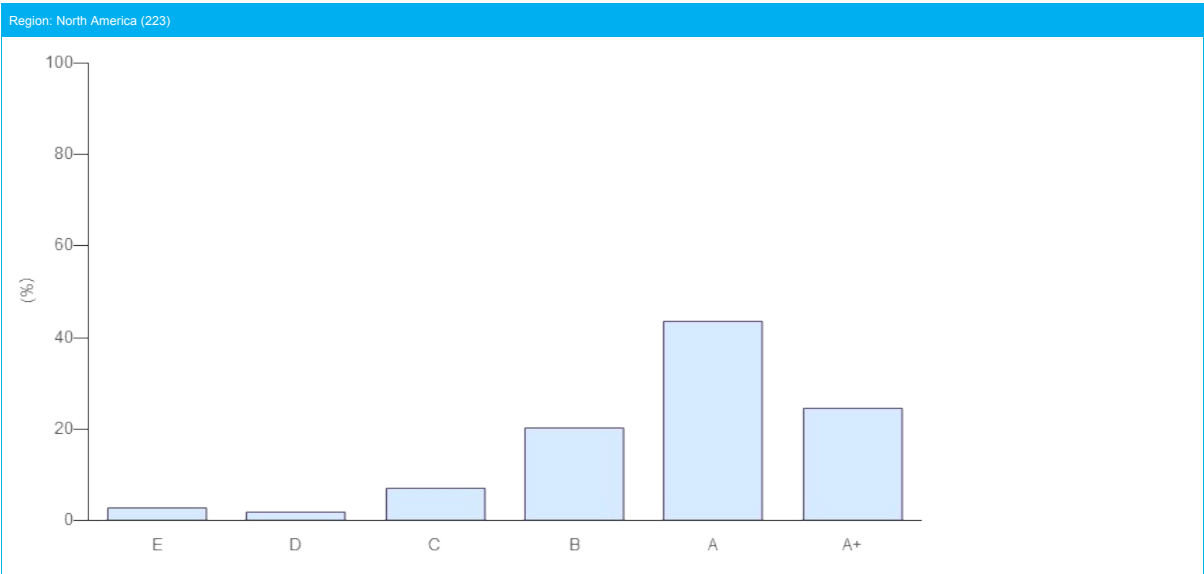
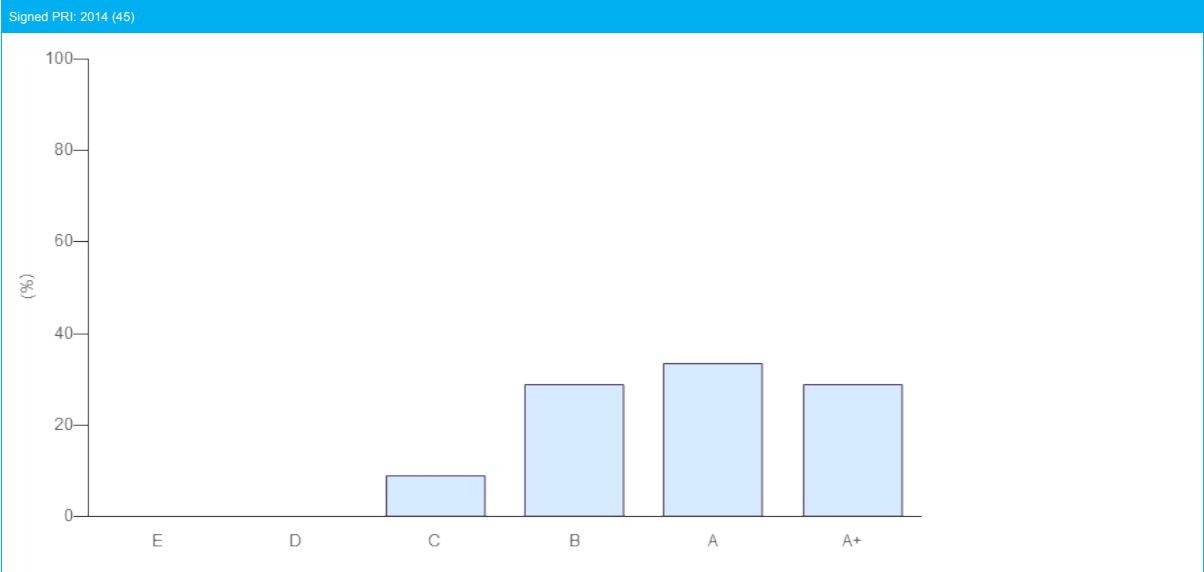
| Module | DIRECT - LISTED EQUITY - INTEGRATION |
|--------|--------------------------------------|
| Band | A+ |



COMPARISON WITH PEERS

Your Direct - Listed Equity - Integration module score has been compared to relevant peer groups in a series of distribution charts below.

| Module | DIRECT - LISTED EQUITY - INTEGRATION |
|--------|--------------------------------------|
| Band | A+ |



DIRECT - LISTED EQUITY - ACTIVE OWNERSHIP

MODULE OVERVIEW

The table below provides an overview of your Listed Equity Active Ownership Band. This is based on your score for engagement and (proxy) voting.

If applicable, you will see a separate score for engagements run internally, collaboratively and through service providers. Your engagement score is based on your main engagement approach, calculated using your reported information in indicator LEA 11. Your main approach is based on the combination of the quantity and comprehensiveness of engagements and your role/involvement. The Engagement score is not dependent on how you conduct your engagements and the top score can be achieved regardless of who conducts the engagements. For more information please see the assessment methodology and detailed methodology.

The scores for each applicable engagement approach are presented in more detail in the following pages.

| | |
|----------------------------------|------------|
| | |
| Active Ownership Band | A |
| Engagement Band | A |
| Score based on: | Individual |
| Individual Engagement Band | A |
| Collaborative Engagement Band | A |
| Service Provider Engagement Band | NA |
| (Proxy) Voting Band | B |

DIRECT - LISTED EQUITY - INDIVIDUAL ENGAGEMENTS

Indicator Scorecard

This section looks at how your organisation carries out engagements individually through internal staff. If your organisation did not respond to an applicable indicator, you will see a score of ☆☆☆

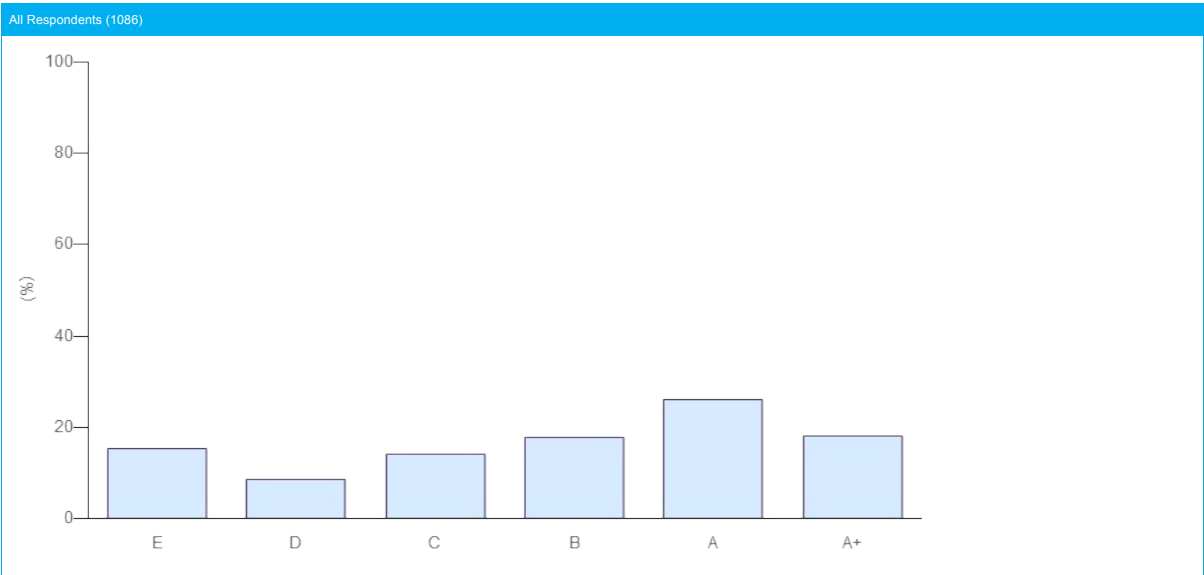
| Section | LISTED EQUITY - INDIVIDUAL ENGAGEMENTS |
|--------------------|---|
| Type of Engagement | INDIVIDUAL/INTERNAL STAFF ENGAGEMENTS |
| Total Score | 27 ★ (out of a maximum 30 ★ from 10 indicators). Your score includes 3 additionally assessed indicators and the additional part of your score was calculated from LEA 06, LEA 07, LEA 10. |
| Band | A |

| SECTION | INDICATOR | | | MEDIAN PEER SCORE (# PEERS) | YOUR SCORE | CHANGE AGAINST LAST YEAR |
|-------------------------|-----------|------------|--|-----------------------------------|---------------|-----------------------------|
| | NUMBER | TYPE | TOPIC | | | |
| OVERVIEW | LEA 01 | CORE | Description of approach to engagement | ★★★ (1086) | ★★★★ | — |
| INTERNAL PROCESSES | LEA 03 | CORE | Process for identifying and prioritising engagement activities | ★★★ (1086) | ★★★★ | — |
| | LEA 04 | CORE | Objectives for engagement activities | ★★★ (1086) | ★★★★ | — |
| | LEA 05 | CORE | Monitor/review engagement outcomes | ★★★ (1086) | ★★★★ | — |
| | LEA 06 | ADDITIONAL | Escalation strategy | ★★★ (1086) | ★★★★ | — |
| | LEA 07 | ADDITIONAL | Share insights from engagements with internal/external managers | ★★★ (1086) | ★★★★ | — |
| OUTPUTS AND OUTCOMES | LEA 09a | CORE | Number of companies engaged with, intensity of engagement and effort | ★★★ (1086) | ★★★☆☆ | — |
| | LEA 09b | ADDITIONAL | | ☆☆☆ (1086) | ☆☆☆☆ | — |
| | LEA 10 | ADDITIONAL | Engagement methods | ★★★ (1086) | ★★★☆☆ | ⬆ |
| COMMUNICATION | SG 19a | CORE | Disclosure of approach to public | ☆☆☆ (1086) | ★★★★ | ⬆ |
| | SG 19b | CORE | Disclosure of approach to clients/beneficiaries | ★★★ (1086) | ★★★★ | ⬆ |

COMPARISON WITH PEERS

Your Direct - Listed Equity - Individual Engagements module score has been compared to relevant peer groups in a series of distribution charts below.

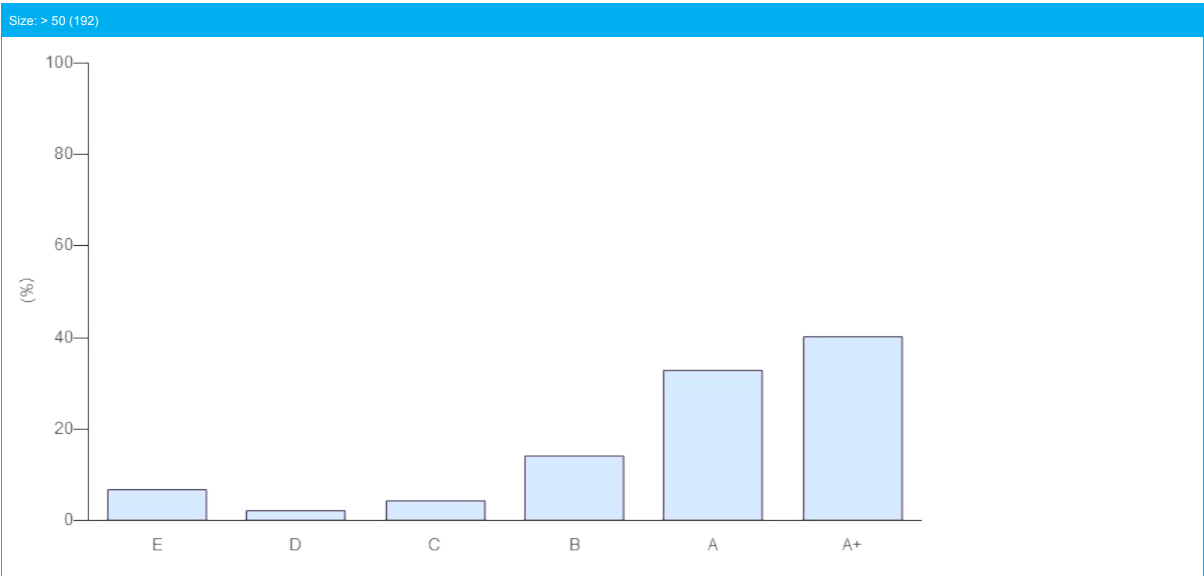
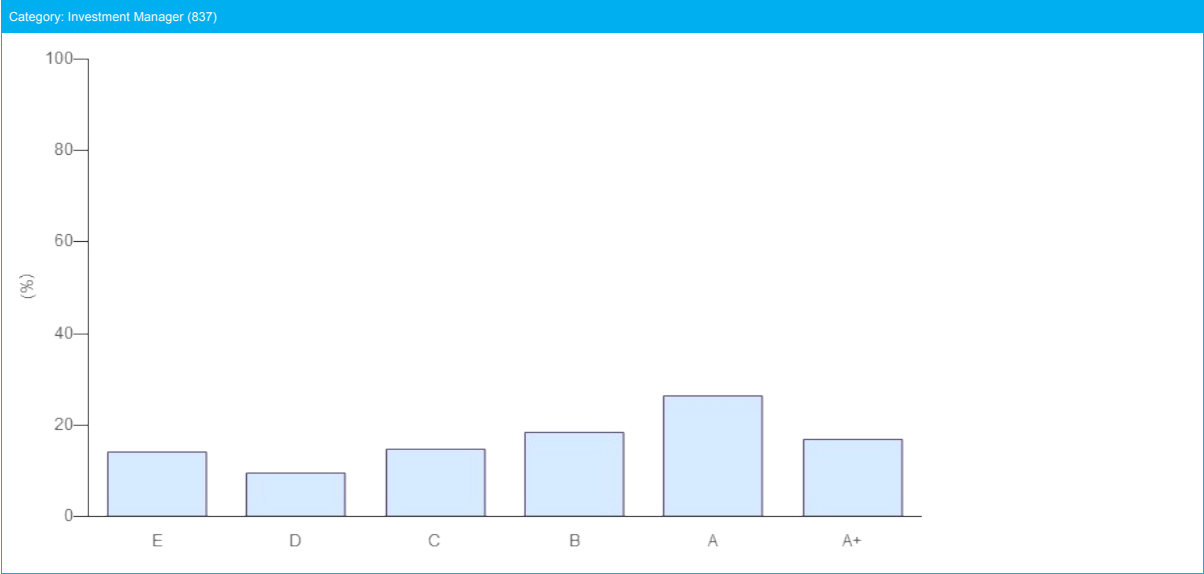
| | |
|--------|---|
| Module | DIRECT - LISTED EQUITY - INDIVIDUAL ENGAGEMENTS |
| Band | A |



COMPARISON WITH PEERS

Your Direct - Listed Equity - Individual Engagements module score has been compared to relevant peer groups in a series of distribution charts below.

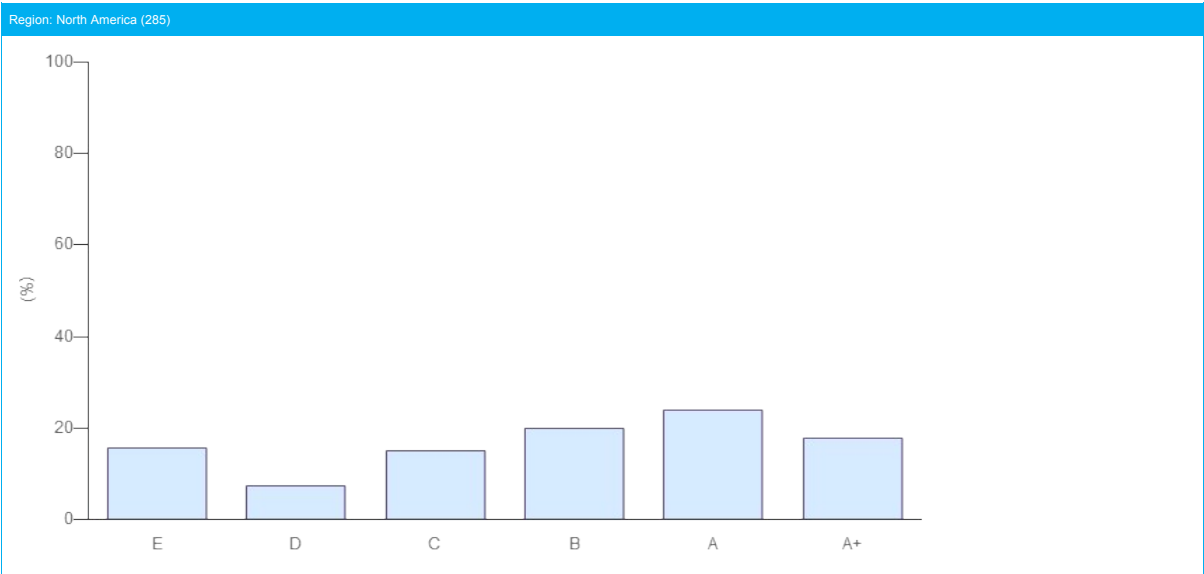
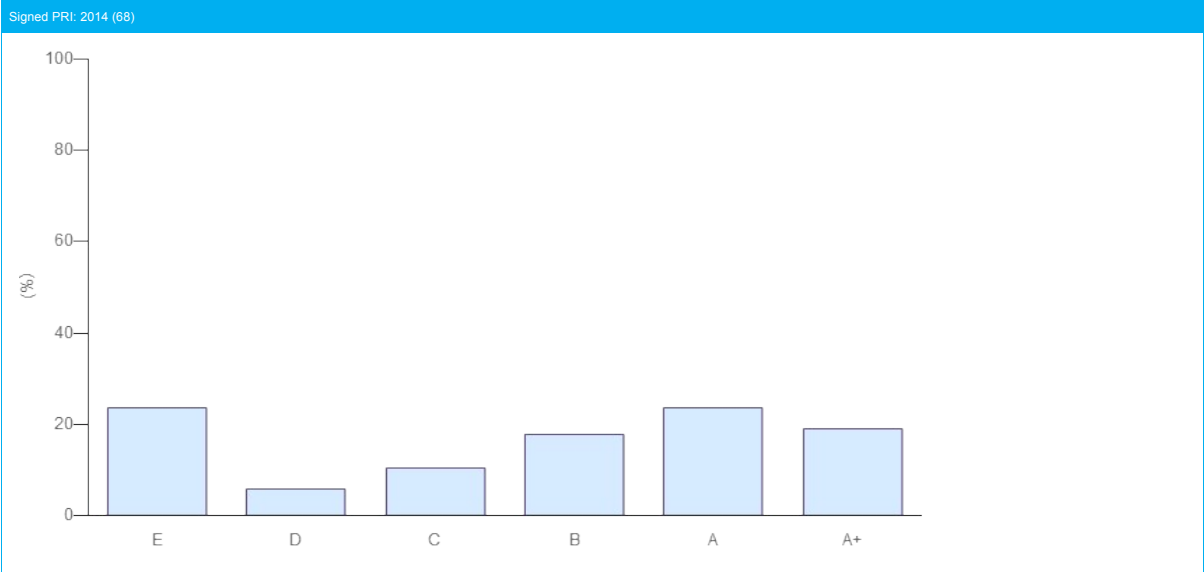
| | |
|--------|---|
| Module | DIRECT - LISTED EQUITY - INDIVIDUAL ENGAGEMENTS |
| Band | A |



COMPARISON WITH PEERS

Your Direct - Listed Equity - Individual Engagements module score has been compared to relevant peer groups in a series of distribution charts below.

| | |
|--------|---|
| Module | DIRECT - LISTED EQUITY - INDIVIDUAL ENGAGEMENTS |
| Band | A |



Direct - LISTED EQUITY - COLLABORATIVE ENGAGEMENTS

Indicator Scorecard

This section looks at how your organisation carries out engagements via collaborations. If your organisation did not respond to an applicable indicator, you will see a score of ☆☆☆

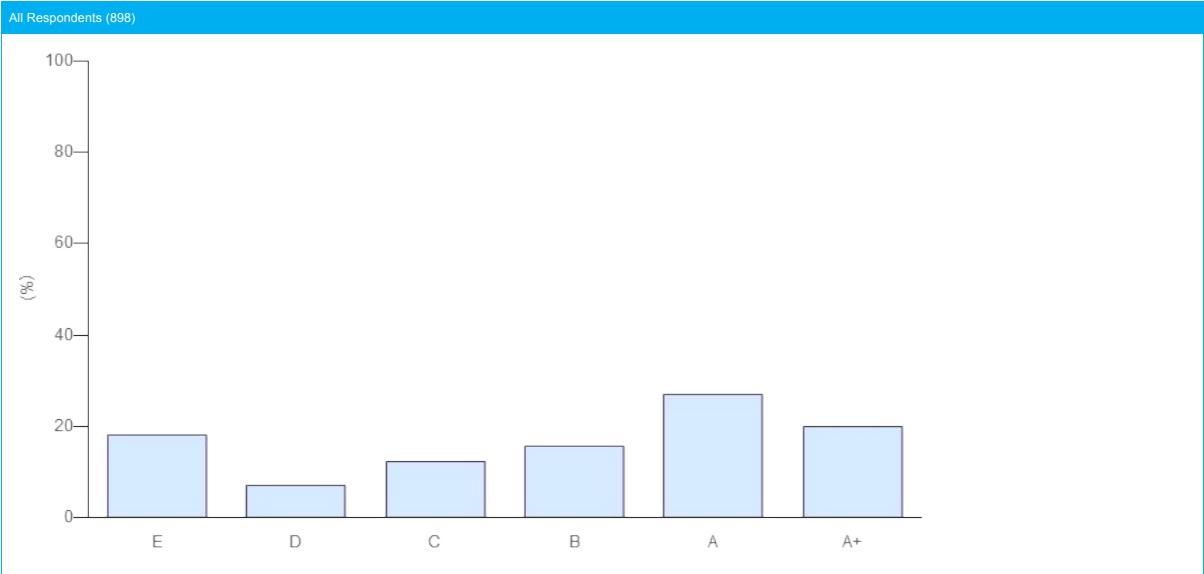
| Section | LISTED EQUITY - COLLABORATIVE ENGAGEMENTS |
|--------------------|---|
| Type of Engagement | COLLABORATIVE ENGAGEMENTS |
| Total Score | 27 ★ (out of a maximum 30 ★ from 10 indicators). Your score includes 3 additionally assessed indicators and the additional part of your score was calculated from LEA 06, LEA 07, LEA 10. |
| Band | A |

| SECTION | INDICATOR | | | MEDIAN PEER SCORE (# PEERS) | YOUR SCORE | CHANGE AGAINST LAST YEAR |
|----------------------------|-----------|------------|--|-----------------------------------|---------------|-----------------------------|
| | NUMBER | TYPE | TOPIC | | | |
| OVERVIEW | LEA 01 | CORE | Description of approach to engagement | ★★★★ (899) | ★★★★ | — |
| COLLABORATIVE PROCESSES | LEA 03 | CORE | Process for identifying and prioritising engagement activities | ★★★★ (899) | ★★★★ | — |
| | LEA 04 | CORE | Objectives for engagement activities | ★★★☆☆ (899) | ★★★★ | — |
| | LEA 05 | CORE | Monitor/review engagement outcomes | ★★★☆☆ (899) | ★★★★ | — |
| | LEA 06 | CORE | Escalation strategy | ★★★★ (899) | ★★★★ | — |
| | LEA 07 | ADDITIONAL | Share insights from engagements with internal/external managers | ★★★☆☆ (899) | ★★★★ | — |
| OUTPUTS AND OUTCOMES | LEA 09a | CORE | Number of companies engaged with, intensity of engagement and effort | ★★★★ (899) | ★★☆☆ | — |
| | LEA 09b | ADDITIONAL | | ☆☆☆☆ (899) | ☆☆☆☆ | — |
| | LEA 10 | ADDITIONAL | Engagement methods | ★★★☆☆ (899) | ★★★★ | — |
| COMMUNICATION | SG 19a | CORE | Disclosure of approach to public | ☆☆☆☆ (899) | ★★★★ | — |
| | SG 19b | CORE | Disclosure of approach to clients/beneficiaries | ★★★☆☆ (899) | ★★★★ | — |

COMPARISON WITH PEERS

Your Direct - Listed Equity - Collaborative Engagements module score has been compared to relevant peer groups in a series of distribution charts below.

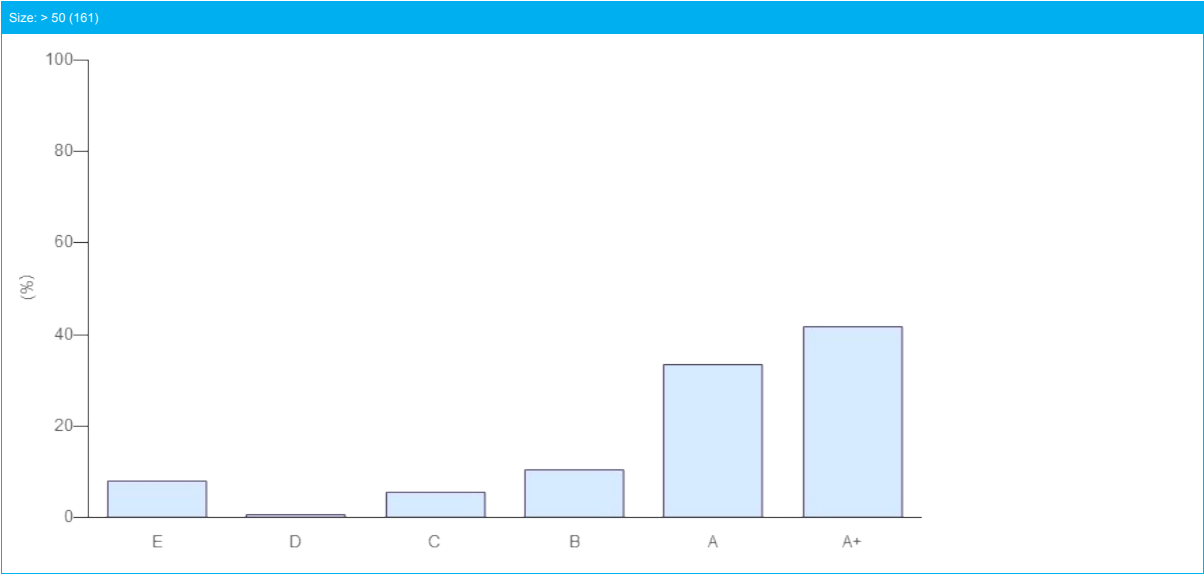
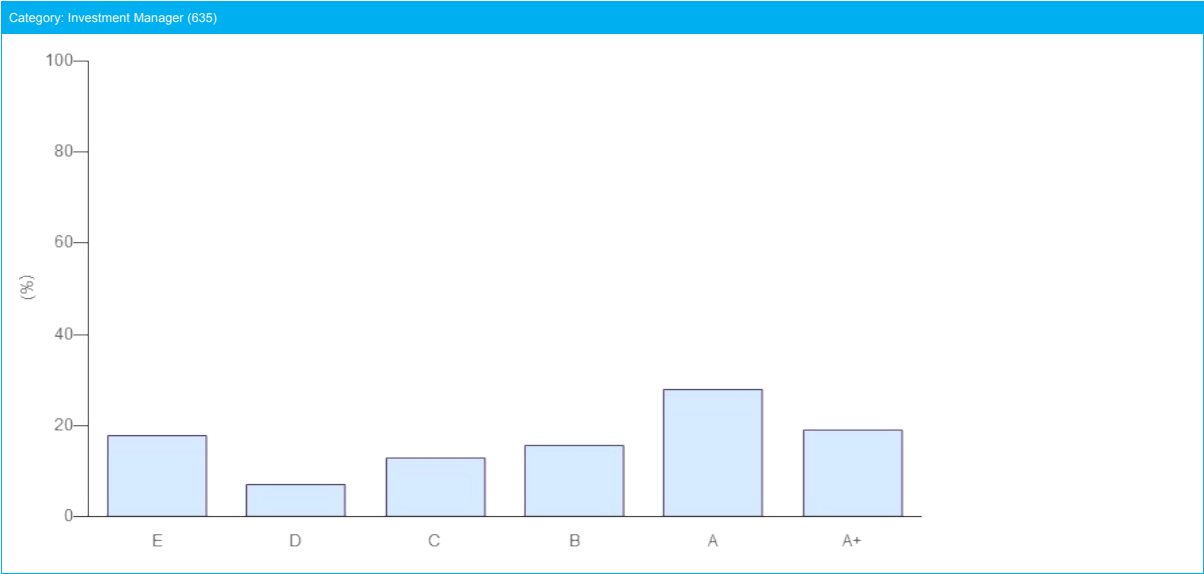
| | |
|--------|--|
| Module | DIRECT - LISTED EQUITY - COLLABORATIVE ENGAGEMENTS |
| Band | A |



COMPARISON WITH PEERS

Your Direct - Listed Equity - Collaborative Engagements module score has been compared to relevant peer groups in a series of distribution charts below.

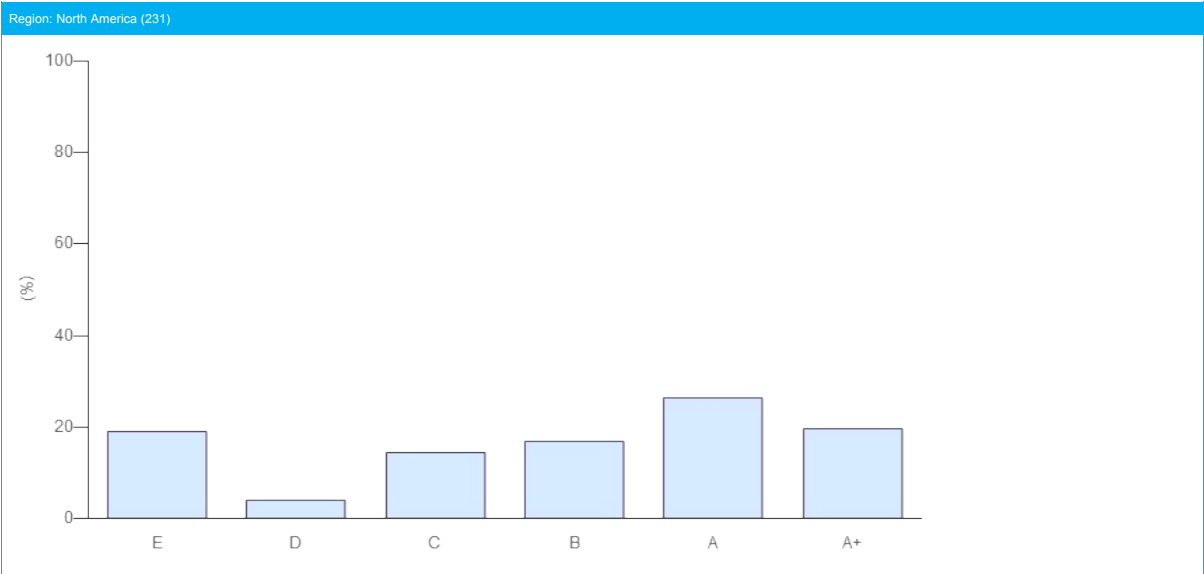
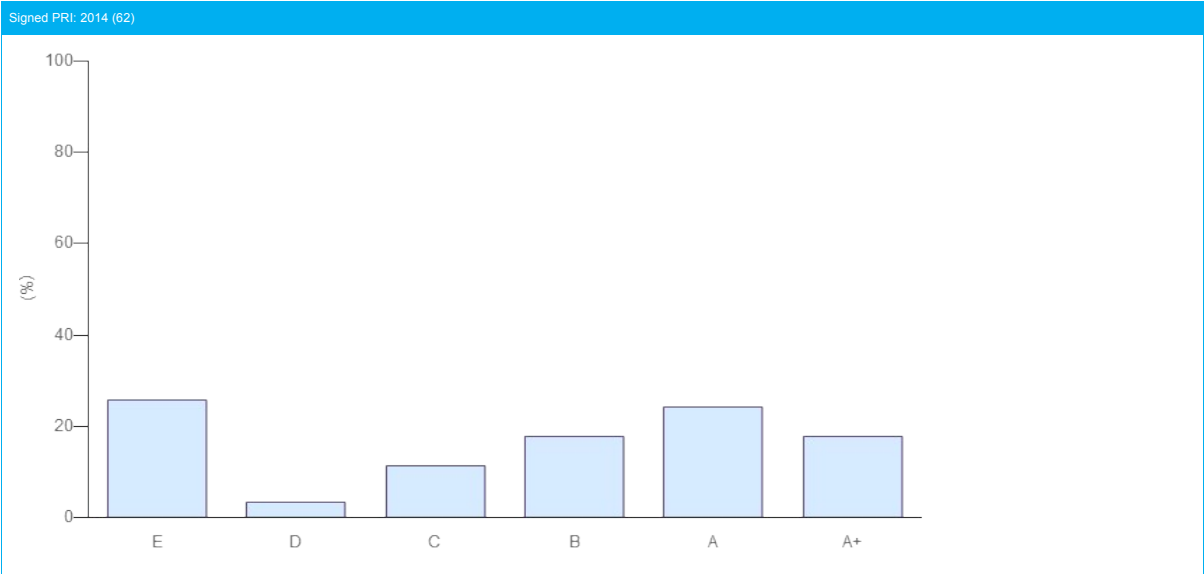
| | |
|--------|--|
| Module | DIRECT - LISTED EQUITY - COLLABORATIVE ENGAGEMENTS |
| Band | A |



COMPARISON WITH PEERS

Your Direct - Listed Equity - Collaborative Engagements module score has been compared to relevant peer groups in a series of distribution charts below.

| Module | DIRECT - LISTED EQUITY - COLLABORATIVE ENGAGEMENTS |
|--------|--|
| Band | A |



Direct - LISTED EQUITY - (PROXY) VOTING

Indicator Scorecard

This section looks at how your organisation conducts (proxy) voting and shareholder resolutions decided upon by you or on your behalf by service providers in relation to your listed equity holdings. If your organisation did not respond to an applicable indicator, you will see a score of ☆☆☆

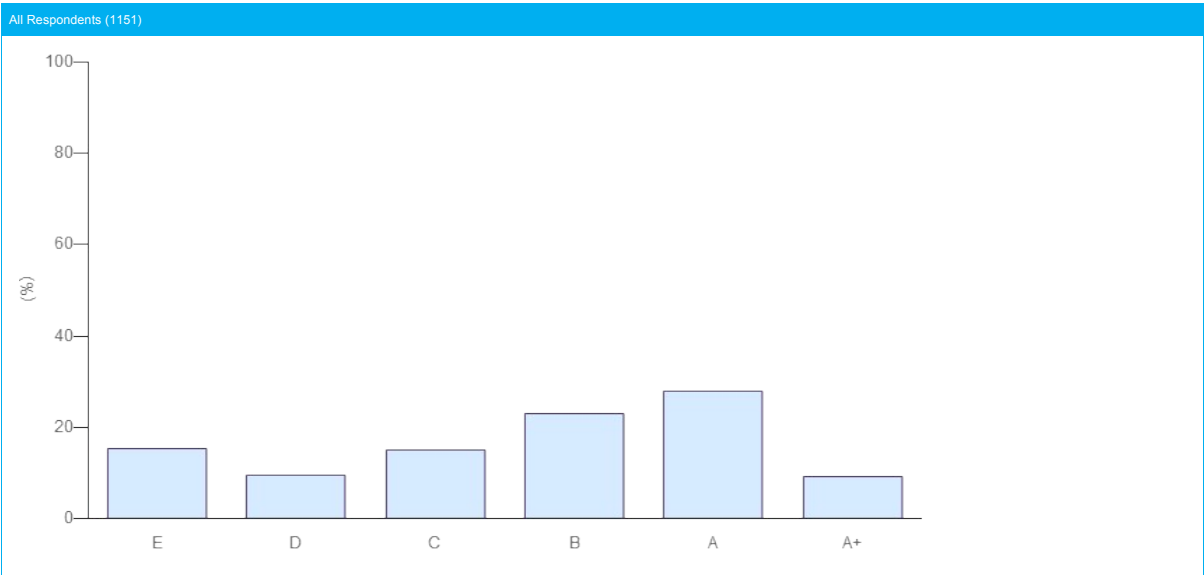
| Section | (PROXY) VOTING & SHAREHOLDER RESOLUTIONS |
|-------------|--|
| Total Score | 14 ★ (out of a maximum 21 ★ from 7 indicators). Your score includes 2 additionally assessed indicators and the additional part of your score was calculated from LEA 18, LEA 13. |
| Band | B |

| SECTION | INDICATOR | | | MEDIAN PEER SCORE (# PEERS) | YOUR SCORE | CHANGE AGAINST LAST YEAR |
|--------------------|-----------|------------|--|-----------------------------------|---------------|-----------------------------|
| | NUMBER | TYPE | TOPIC | | | |
| PROCESS | LEA 01 | CORE | Voting policy | ★★★★ (1148) | ★★★★ | ⬆ |
| | LEA 13 | ADDITIONAL | Reviewing service provider voting recommendations | ★★★☆☆ (121) | ★★★☆☆ | — |
| | LEA 14 | ADDITIONAL | Securities lending programme | ★★★☆☆ (523) | N/A | — |
| | LEA 16 | CORE | Informing companies of the rationale of abstaining/voting against management | ★★★☆☆ (1043) | ★★★☆☆ | — |
| OUTPUTS & OUTCOMES | LEA 17 | CORE | Percentage of (proxy) votes cast | ★★★★ (1148) | ★★★★ | — |
| | LEA 18 | ADDITIONAL | Voting instructions issued | ★★★★ (1148) | ★★★★ | — |
| | LEA 19 | ADDITIONAL | Escalation strategy | ★★★☆☆ (1148) | ★★★☆☆ | — |
| COMMUNICATION | SG 19a | CORE | Disclosure of approach to public | ★★★☆☆ (1148) | ★★★★ | ⬆ |
| | SG 19b | CORE | Disclosure of approach to clients/beneficiaries | ★★★★ (1148) | ★★★★ | ⬆ |

COMPARISON WITH PEERS

Your Direct - Listed Equity - Proxy voting module score has been compared to relevant peer groups in a series of distribution charts below.

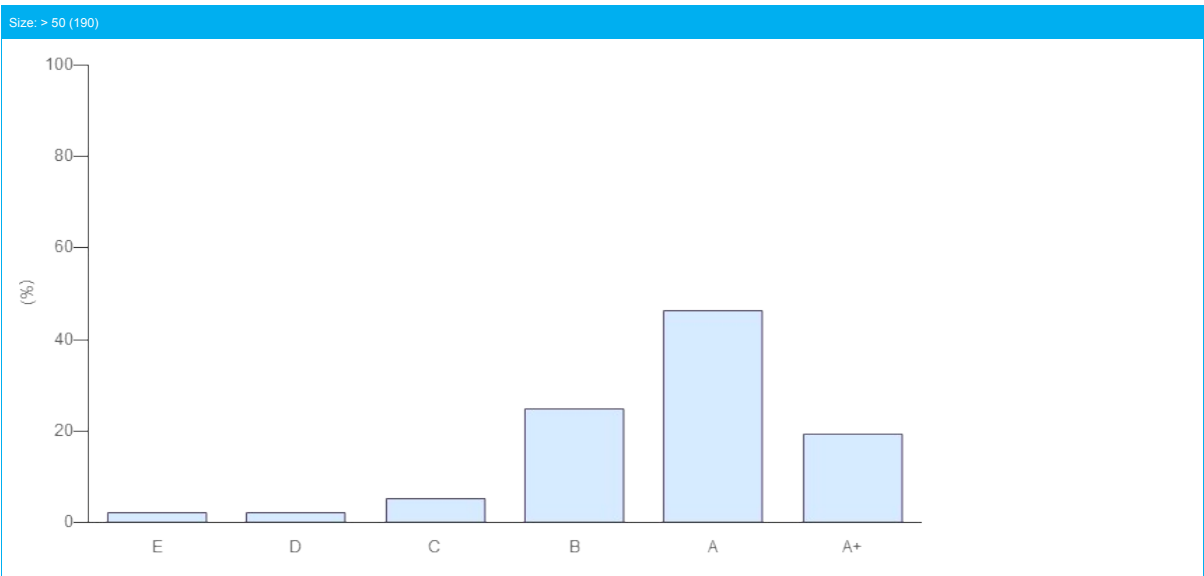
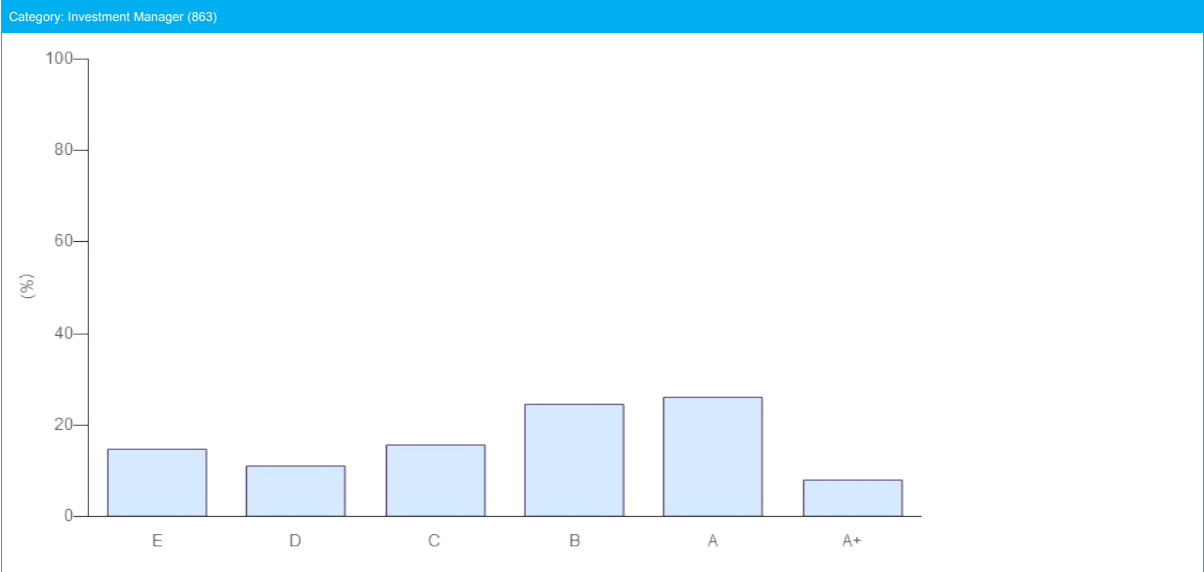
| | |
|--------|---------------------------------------|
| Module | DIRECT - LISTED EQUITY - PROXY VOTING |
| Band | B |



COMPARISON WITH PEERS

Your Direct - Listed Equity - Proxy voting module score has been compared to relevant peer groups in a series of distribution charts below.

| | |
|--------|---------------------------------------|
| Module | DIRECT - LISTED EQUITY - PROXY VOTING |
| Band | B |



COMPARISON WITH PEERS

Your Direct - Listed Equity - Proxy voting module score has been compared to relevant peer groups in a series of distribution charts below.

| | |
|--------|---------------------------------------|
| Module | DIRECT - LISTED EQUITY - PROXY VOTING |
| Band | B |

